



Navajo Western Water District
Consolidated Balance Sheet
February 2025

	Enterprise	General	Total
Assets			
Checking/Savings			
Enterprise Checking	97,622.28		97,622.28
Liability Savings	37,150.80		37,150.80
CWRPDA Savings	48,733.81		48,733.81
O&M Savings	262,683.38		262,683.38
Undeposited funds	134.17		134.17
General Fund checking		61,439.81	61,439.81
Petty Cash		300.00	300.00
Total Checking/Savings	446,324.44	61,739.81	508,064.25
Accounts Receivable			
Accounts Receivable-Rural Billing	35,571.88		35,571.88
Due From General Fund	274.20		274.20
Property Taxes Receivable		42,457.00	42,457.00
Total Accounts Receivable	35,846.08	42,457.00	78,303.08
Prepaid Assets			
Prepaid Insurance	12,362.50		12,362.50
Prepaid Software Support	-		-
Total Prepaid Assets	12,362.50		12,362.50
Other Assets - Meter Deposits	220.00		220.00
Fixed Assets			
Land	25,900.00		25,900.00
Building & Improvements	94,884.86		94,884.86
Distribution System	723,891.09		723,891.09
Water System	186,515.76		186,515.76
Generator - Well #3	8,350.00		8,350.00
Major Operating Equipment	94,642.85		94,642.85
Office Equipment	13,408.77		13,408.77
Water Lease Reserve	22,500.00		22,500.00
Improvement Water System	1,061,690.21		1,061,690.21
Water Right - Conveyed by Develop	300,000.00		300,000.00
Vehicles	25,928.00		25,928.00
Accumulated Depreciation	(1,250,809.86)		(1,250,809.86)
Total Fixed Assets	1,306,901.68	-	1,306,901.68
TOTAL ASSETS	1,801,654.70	104,196.81	1,905,851.51

**Navajo Western Water District
Consolidated Balance Sheet
February 2025**

	Enterprise	General	Total
Liabilities and Equity			
Current Liabilities			
Accounts Payable	7,948.17	3,562.71	11,510.88
Card Service Center credit card	492.44	111.76	604.20
Deposits from Renters	2,871.15		2,871.15
Due to Enterprise		274.20	274.20
Deferred Inflows - property taxes		42,457.00	42,457.00
Total Current Liabilities	11,311.76	46,405.67	57,717.43
Total Payroll Liabilities	2,684.50	116.50	2,801.00
Long Term Liabilities			
CWRPDA	584,990.66		584,990.66
Total Long Term Liabilities	584,990.66		584,990.66
Equity			
Retained Earnings	1,196,452.40	64,441.47	1,260,893.87
Net Income	6,215.38	(6,766.83)	(551.45)
Total Equity	1,202,667.78	57,674.64	1,260,342.42
TOTAL LIABILITIES AND EQUITY	1,801,654.70	104,196.81	1,905,851.51

Approved by the Navajo Western Water District board on _____ (Date)  Initials 


**Navajo Western Water District
Consolidated Income Statement
February 2025**

	Enterprise	General	Total
Income			
Enterprise Sales and Service			
Water Sales	18,204.19		18,204.19
Late Fees	480.00		480.00
Overage Penalties	-		-
Loan Service Fee	1,810.00		1,810.00
Abandoned Meter Fees	230.00		230.00
Adj to Customer Accts	(1,065.00)		(1,065.00)
Total Enterprise Sales and Service	19,659.19		19,659.19
Tap Sales			
Tap Sales	-		-
Tap Installation Fees	-		-
Meter & Parts Sales	-		-
Total Tap Sales	-		-
Property Tax			
Property Tax Revenue		2,691.14	2,691.14
Prior Taxes and Interest		-	-
Specific Ownership		339.07	339.07
Total Property Tax Revenue		3,030.21	3,030.21
Water and Mineral Lease Income			
Water Lease Income			-
HCFMLD Income			-
Total Property Tax Revenue		-	-
Interest Income			
			-
Total Income	19,659.19	3,030.21	22,689.40
Expense			
Parts for Resale	1,839.48		1,839.48
Road Cut Expense			-
Administrative Expense			
Accounting/Bookkeeping		962.50	962.50
Advertising and Promotion		215.76	215.76
Bank Service Charges			-
Computer and Bill expense		550.00	550.00
County Treasurer Fees		80.73	80.73
Health Insurance Allowance	325.12		325.12
Janitorial		210.00	210.00
Meals and Entertainment			-
Office Supplies		137.47	137.47
Office Equipment - file cabinets			-
Post Office fees (Permit Imprint)			-

**Navajo Western Water District
Consolidated Income Statement
February 2025**

	Enterprise	General	Total
Postage & Shipping			-
Professional fees ADM		1,004.55	1,004.55
Repairs and Maintenance ADM		35.35	35.35
Travel Expense ADM	55.59		55.59
Insurance expense	1,236.25		1,236.25
Misc. Expense		12.16	12.16
Total Administrative Expense	1,616.96	3,208.52	4,825.48
Utilities Expense			
Electric	1,716.80		1,716.80
Propane for office		218.54	218.54
Trash removal		35.02	35.02
Telephone	80.37	203.07	283.44
Total Utilities Expense	1,797.17	456.63	2,253.80
Operating Expenses			
Operating Supplies - OPR	238.48		238.48
Building Maint. And Repair			-
System Maint. And Repair	575.04		575.04
Equipment Maint. And Repair	185.36		185.36
Fuel and Oil			-
Water Quality Testing	42.00		42.00
Train, Certify, and Travel			-
Professional Fees	3.10		3.10
Hand Tools			-
Total Operating Expenses	1,043.98	-	1,043.98
Payroll Expenses	12,176.02	538.25	12,714.27
Depreciation Expense	3,000.00		3,000.00
Lease Share			-
Total Expenses	21,473.61	4,203.40	25,677.01
Net Income	(1,814.42)	(1,173.19)	(2,987.61)

Approved by the Navajo Western Water District board on _____



 (Date) _____ Initials _____